

CXL 3-1LW

Unity-Gain, Omnidirectional Base Station Antenna
for the International Aircraft Band



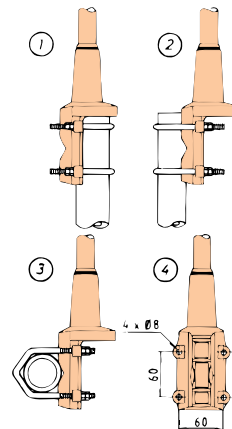
DESCRIPTION:

- ★ CXL 3-1LW is a 0 dBd, vertically polarised, omnidirectional base station antenna for the 118-137 MHz civil aircraft band.
- ★ The antenna is a broad-banded $1/2 \lambda$ dipole design, and it is equipped with our type "LW" mast mount, which is a lightweight, multi-purpose, epoxy-coated aluminium mounting bracket with stainless steel fittings.
- ★ The antenna can be mounted on vertical or horizontal mast tubes, 16 to 54 mm in outer diameter. Further, the construction of the mount makes it possible to lead the cable either along the inside or on the outside of the mast tube.
- ★ A conical glassfiber tube with very low wind-loading completely encloses the carefully designed radiating element to ensure long dependable service in all climates.
- ★ To substantially reduce noise caused by atmospherical discharges, all metal parts in the antenna are DC-grounded. Consequently, the antenna shows a DC-short across the coaxial cable.
- ★ CXL 3-1LW is a vibration-proof, lightweight, slim-line, corrosion-resistant, modern style base station antenna.

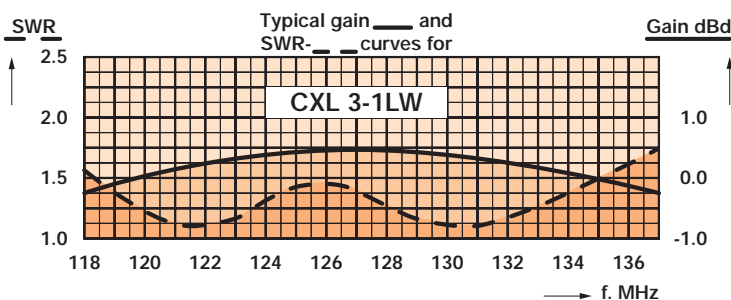
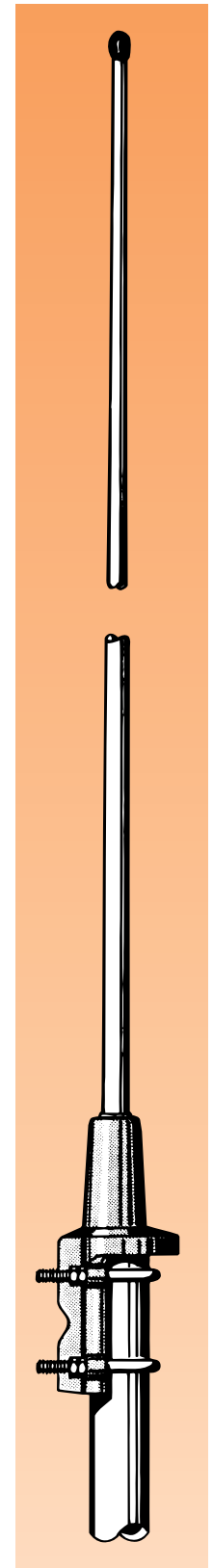
SPECIFICATIONS:

ELECTRICAL	
MODEL	CXL 3-1LW
ANTENNA TYPE	$1/2 \lambda$ coaxial dipole, broad-banded
FREQUENCY	Covering: 118-137 MHz
IMPEDANCE	Nom. 50 Ω
RADIATION	Omnidirectional
POLARISATION	Vertical
GAIN	2 dBi 0 dBd
BANDWIDTH	19 MHz
SWR	≤ 1.75
MAX. POWER	150 watt
ANTISTATIC MAX. POWER	All metal parts DC-grounded (Connector shows a DC-short)
MECHANICAL	
CONNECTOR	N-female
WIND SURFACE	0.0162 m ²
WIND LOAD	18 N (at 150 km/h)
COLOUR	Marine white
MATERIALS	Radome: Polyurethane-coated fiberglass Mounting bracket: Seawater resistant aluminium, epoxy-coated
TOTAL HEIGHT	Approx. 1.5 m
WEIGHT	Approx. 0.80 kg
MOUNTING	On 16-54 mm dia. mast tube

MULTI-PURPOSE MOUNTING BRACKET:



- ① Mast tube D_1 min = 30 mm
Mast tube D_0 max = 54 mm
- ② Mast tube D_0 max = 54 mm
Mast tube D_0 min = 16 mm
- ③ Mast tube D_0 max = 54 mm
Mast tube D_0 min = 16 mm



PLEASE NOTE:

The antenna is delivered with a DC-connection between the antenna element and the mounting bracket (i.e. the mast tube). This feature is important when the antenna is used as a base station antenna.

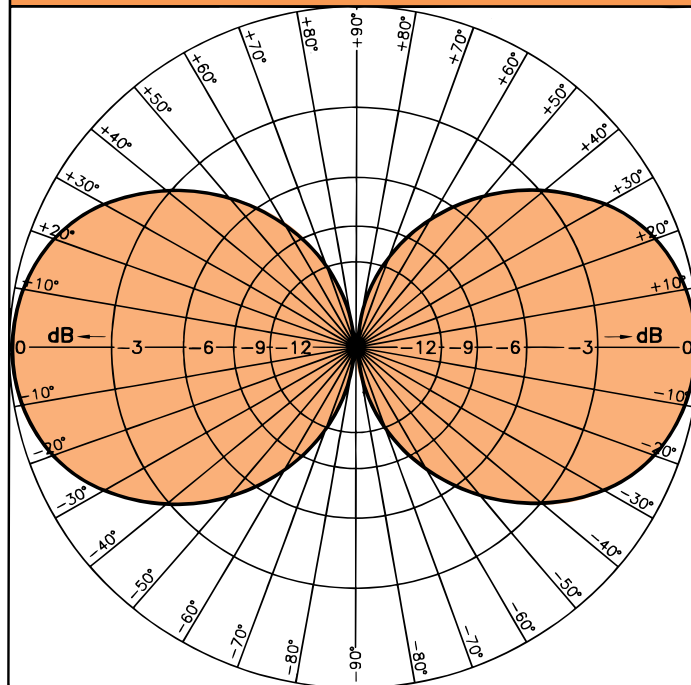
PROCOM A/S reserve the right to amend specifications without prior notice.

CXL 3-1LW

Unity-Gain, Omnidirectional Base Station Antenna
for the International Aircraft Band



TYPICAL RADIATION PATTERN (E-PLANE)



TYPICAL RADIATION PATTERN (H-PLANE)

